

1. Warning, fall from the ladder.
2. Refer to instruction manual/booklet.
3. Inspect the ladder after delivery. Before every use visually check the ladder is not damaged and is safe to use. Do not use a damaged ladder.
4. Maximum total load 150kg.
5. Do not use the ladder on a uneven or unfirm base.
6. Do not overreach.
7. Do not erect ladder on contaminated ground.
8. Maximum number of users: 1
9. Do not ascend or descend unless you are facing the ladder.
10. Keep a secure grip on the ladder when ascending and descending. Maintain a handhold whilst working from a ladder or take additional safety precautions if you cannot.
11. Avoid work that imposes a sideways load on ladders, such as side-on drilling through solid materials.
12. Do not carry equipment which is heavy or difficult to handle while using a ladder.
13. Do not wear unsuitable footwear when climbing a ladder.
14. Do not use the ladder if you are not fit enough. Certain medical conditions or medication, alcohol or drug abuse could make ladder use unsafe.
15. Do not spend long periods on a ladder without regular breaks (tiredness is a risk).
16. Prevent damage of the ladder when transporting e.g. by fastening and, ensure they are suitably placed to prevent damage.
17. Ensure the ladder is suitable for the task.
18. Do not use the ladder if contaminated, e.g. with wet paint, mud, oil or snow.
19. Do not use the ladder outside in adverse weather conditions, such as strong wind.
20. For professional use a risk assessment shall be carried out respecting the legislation in the country of use.
21. When positioning the ladder take into account risk of collision with the ladder e.g. from pedestrians, vehicles or doors. Secure doors (not fire exits) and windows where possible in the work area.
22. Warning, electricity hazard. Identify any electrical risks in the work area, such as overhead lines or other exposed electrical equipment and do not use the ladder where electrical risks occur.
23. Use non-conductive ladders for unavoidable live electrical work.
24. Do not use the ladder as a bridge.
25. Do not modify the ladder design.
26. Do not move a ladder while standing on it.
27. For outdoor use caution to the wind.
28. If a ladder is delivered with stabilizer bars and these bars should be fixed by the user before the first use this shall be described on the ladder and in the user instruction.
29. Ladder for professional use.
30. Do not step off the side of standing ladder onto another surface.
31. Open the ladder fully before use.
32. Use the ladder with restraint devices engaged only, ex: stabiliser; ballast; activated brakes – if part of the ladder.
33. Any horizontal surface which looks like a platform on a standing ladder that is not designed for standing on (e.g. a plastic work tray) shall be clearly indicated on that surface, (only if necessary due to design of ladder).
34. Do not use ladders outdoors which are not intended for this purpose.
35. For platform heights greater than 2,5 m, the safety instructions shall specify if a product cannot be used outside (Outdoor use is allowed if the product passes the required stability test described in 6.7.).
36. For outdoor use caution to the wind.

REPAIR, MAINTENANCE AND STORAGE

Repairs and maintenance shall be carried out by a competent person and be in accordance with the producer's instructions.

NOTE A competent person is someone who has the skills to carry out repairs or maintenance, e.g. by a training by the manufacturer. For repair and replacement of parts, e.g. feet, if necessary contact the producer or distributor.

Ladders should be stored in accordance with the producer's instructions. Ladders made of or using thermoplastic, thermosetting plastic and reinforced plastic materials should be stored out of direct sunlight. Ladders made of wood should be stored in a dry place and shall not be coated with opaque and vapour-tight paints.

LIST OF ITEMS TO BE INSPECTED

For regular inspection, the following items shall be taken into account:

- check that the stiles/legs (uprights) are not bent, bowed, twisted, dented, cracked, corroded or rotten;
- check that the stiles/legs around the fixing points for other components are in good condition;
- check that fixings (usually rivets, screws or bolts) are not missing, loose, or corroded;
- check that rungs/steps are not missing, loose, excessively worn, corroded or damaged;
- check that the hinges between front and rear sections are not damaged, loose or corroded;
- check that the locking stays horizontal, back rails and corner braces are not missing, bent, loose, corroded or damaged;
- check that the rung hooks are not missing, damaged, loose or corroded and engage properly on the rungs;
- check that guide brackets are not missing, damaged, loose or corroded and engage properly on the mating stile;
- check that ladder feet / end caps are not missing, loose, excessively worn, corroded or damaged;
- check that the entire ladder is free from contaminants (e.g. dirt, mud, paint, oil or grease);
- check that locking catches (if fitted) are not damaged or corroded and function correctly;
- check that the platform (if fitted) has no missing parts or fixings and is not damaged or corroded.


Any damaged element must be replaced by a component identified by the manufacturer.

If any of the above checks cannot be fully satisfied, you should NOT use the ladder. For special ladder types, further items identified by the manufacturer shall be taken into account.

THE ASSEMBLY AND USE INSTRUCTIONS IN THIS MANUAL ARE ONLY VALID FOR ALPHA DECK AND ALPHA DECK PLUS PLATFORMS.


DON'T USE THE ALPHA DECK IF THERE'S ANY MISSING PART. COMPONENTS SHOULD NOT BE MODIFIED FROM IT'S ORIGINAL.

EN 131  
ASSEMBLY INSTRUCTIONS



EQUIPMENT DISASSEMBLY

Start with step D1 (press both triggers at the same time) and follow the reverse order of assembly.



TECHNICAL INFORMATION



ALPHADECK 5-8

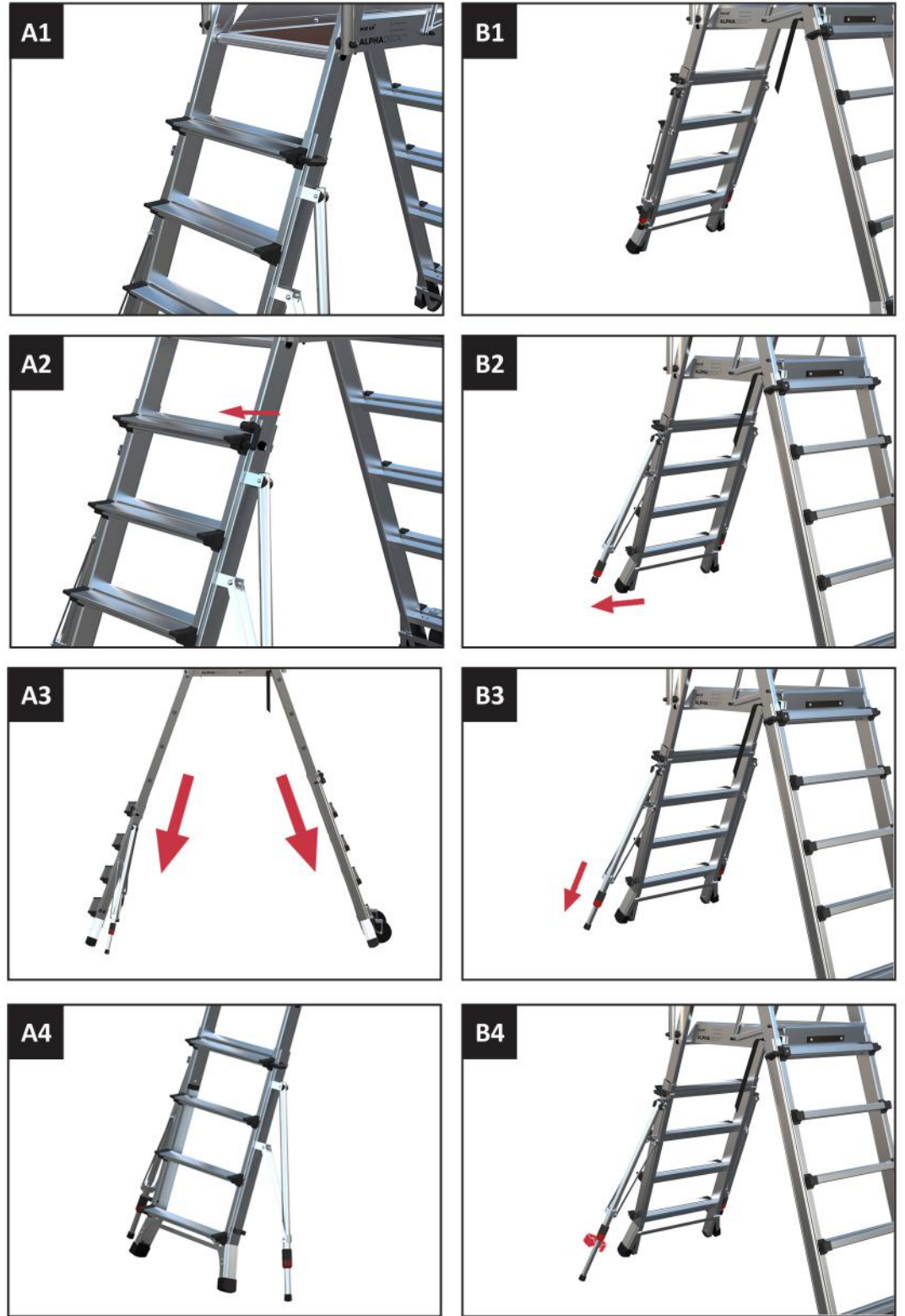
ALPHADECK 5-8 EXTENDED



ALPHADECK 5-8 ELEVATED

ALPHADECK®

LATERAL STABILIZERS



ALPHADECK FLEX®



5604620060137

3-4

Min 0,71m  
Max 0,89m

Min 2,71m  
Max 2,89m

Min 1,81m  
Max 1,99m

0,65m

2,23m

0,49m

24,69kg

5604620060144

4-6

Min 0,94m  
Max 1,37m

Min 2,94m  
Max 3,37m

Min 2,04m  
Max 2,47m

0,66m

2,49m

0,49m

28,73kg

5604620060151

5-8

Min 1,19m  
Max 1,89m

Min 3,19m  
Max 3,89m

Min 2,29m  
Max 2,99m

0,66m

2,76m

0,49m

32,09kg



+44 (0) 1244 833 933



info@popupproducts.co.uk



popupproducts.co.uk